





**ATTACHMENT 1 – DETAILED TECHNICAL SPECIFICATIONS  
FOR POLICE UNIFORMS FY 2021-2022**

<b>SAMPLE</b>	<b>POLICE UNIFORM SPECIFICATIONS</b>	
<p><b><u>Safari – Men (Short Sleeve)</u></b></p> 	<p><b>Fabric</b>      <i>Smoking Twill</i></p> <p><b>Colour</b>        <i>White</i></p> <p><b>Composition</b>   <i>100% Polyester</i></p> <p><b>Features</b></p>	<ul style="list-style-type: none"> <li>• <i>Sharp buttoned collar, double holes for collar badges (on both sharp sides of collar), epaulette flaps (on both shoulders),</i></li> <li>• <i>4 front pockets: (2) top pockets- pleated with flaps and false pocket buttons, (2) bottom pockets with flaps and false pocket buttons.</i></li> <li>• <i>Shirt buttoned at the front, short sleeves (just above elbows; 10 inches back split.</i></li> <li>• <i>Short sleeve shirts reach inches above elbow.</i></li> <li>• <i>Samoan Badges must sew on both shoulder flaps.</i></li> <li>• <i>Red Flag must be sewn on left shoulder flap.</i></li> <li>• <i>badges 3inches from arm hold</i></li> <li>• <i>flag one inch below badge left side</i></li> <li>• <i>flap 6inches from arm hold to neck</i></li> <li>• <i>hard stiffener for collar</i></li> <li>• <i>badge should be half when fold</i></li> <li>• <i>make holes for buttons</i></li> </ul>
<p><b><u>Safari – Men (Long Sleeve)</u></b></p> 	<p><b>Fabric</b>      <i>Smoking Twill</i></p> <p><b>Colour</b>        <i>White</i></p> <p><b>Composition</b>   <i>100% Polyester</i></p> <p><b>Features</b></p>	<ul style="list-style-type: none"> <li>• <i>Sharp buttoned collar, double holes for collar badges (on both sharp sides of collar), epaulette flaps (on both shoulders),</i></li> <li>• <i>4 front pockets: (2) top pockets- pleated with flaps and false pocket buttons, (2) bottom pockets with flaps and false pocket buttons.</i></li> <li>• <i>Shirt buttoned at the front, short sleeves (just above elbows; 10 inches back split.</i></li> <li>• <i>Long sleeve shirts reach inches above wrist.</i></li> <li>• <i>Samoan Badges must sew on both shoulder flaps.</i></li> <li>• <i>Red Flag must be sewn on left shoulder flap.</i></li> <li>• <i>badge 3inches from arm hold</i></li> <li>• <i>Flag one inch below badge</i></li> <li>• <i>make holes for buttons</i></li> <li>• <i>hard stiffener for collar</i></li> <li>• <i>flap should be 6 inches from arm hold to neck</i></li> </ul>

<p><b><u>Safari – Ladies (Short Sleeve)</u></b></p> 	<p><b><i>Fabric</i></b>      <i>Smoking Twill</i></p> <p><b><i>Colour</i></b>        <i>White</i></p> <p><b><i>Composition</i></b>    <i>100% Polyester</i></p> <p><b><i>Features</i></b></p> <ul style="list-style-type: none"> <li>• <i>sharp buttoned collar, double holes for collar badges (on both sharp sides of collar), epaulette flaps (on both shoulders), Customise</i></li> <li>• <i>2 pockets at the front top; pleated with flaps and false pocket buttons</i></li> <li>• <i>Shirt buttoned at the front, short sleeves (just above elbows; 10 inches back split.</i></li> <li>• <i>Samoan Badges must sew on both shoulder flaps.</i></li> <li>• <i>Red Flag must be sewn on left shoulder flap.</i></li> <li>• <i>badges 3 inches from arm hold</i></li> <li>• <i>flag one inch below badge on left side</i></li> <li>• <i>Make holes for buttons</i></li> <li>• <i>flag should be 6 inches from arm hold to neck</i></li> <li>• <i>Darts below breasts</i></li> <li>• <i>hard stiffener for collar</i></li> </ul>
<p><b><u>Safari – Ladies (Long Sleeve)</u></b></p> 	<p><b><i>Fabric</i></b>      <i>Smoking Twill</i></p> <p><b><i>Colour</i></b>        <i>White</i></p> <p><b><i>Composition</i></b>    <i>100% Polyester</i></p> <p><b><i>Features</i></b></p> <ul style="list-style-type: none"> <li>• <i>sharp buttoned collar, double holes for collar badges (on both sharp sides of collar), epaulette flaps (on both shoulders), Customise</i></li> <li>• <i>2 pockets at the front top; pleated with flaps and false pocket buttons</i></li> <li>• <i>Shirt buttoned at the front, short sleeves (just above elbows; 10 inches back split.</i></li> <li>• <i>Long sleeve shirts reach inches above wrist.</i></li> <li>• <i>Samoan Badges must sew on both shoulder flaps.</i></li> <li>• <i>Red Flag must be sewn on left shoulder flap.</i></li> <li>• <i>badges should be 3 inches from arm hold</i></li> <li>• <i>flag one inch below badge</i></li> <li>• <i>make holes for buttons</i></li> <li>• <i>flag should be 6 inches from arm hold to neck</i></li> <li>• <i>darts below breasts</i></li> <li>• <i>hard stiffener for collar</i></li> </ul>
<p><b><u>White Pocket Lavalava</u></b></p>	<p><b><i>Fabric</i></b>      <i>Smoking Twill</i></p> <p><b><i>Colour</i></b>        <i>White</i></p>



**Composition** 100% Polyester

**Features**

- Overlap (on the left side), tied with metal buckle (on the left side), two side pockets (left & right side) just below knee length.

**Skirts – White Twill**



**Fabric** Smoking Twill

**Colour** White

**Composition** 100% Polyester

**Features**

- just below knee, belt loops, 2 side pockets (left & right side), 5 inches (from the bottom) Customise

**Commissioned Officers Cap**



**Fabric** Polyester/Gabardine

**Colour** Police Stripe, black and blue

**Features**

- Come with a sturdy plastic inner frame; ID sleeve in inner top lining to keep track of your cap.
- Black patent leather visor, Moisture-wicking, front eyelet to add your hat badge,

**Police Caps**



- *Police stripe, single ferns on each side at the front, strap at the front*

***Fabric***

*Polyester/Gabardine*

***Colour***

*Police Stripe, black and blue*

***Features***

- *Come with a sturdy plastic inner frame; ID sleeve in inner top lining to keep track of the cap.*
- *Black patent leather visor, Moisture-wicking, front eyelet to add your hat badge*
- *Police stripes, strap at the front.*

**Men's Sandals**



***Fabric***

*Leather*




***Colour***







*Black*

***Features***

- *Quality leather, hardwearing, lightweight comfortable, tread pattern at the sole (skid resistant) & 100% waterproof.*
- *There should be ventilation slits on the front part to allow air circulation to wearer's feet*
- *Sole of sandal glued as well as side stitched to the entire circumference of the sandal.*



<p><b><u>Women's Sandal</u></b></p> 	<p><b>Fabric</b> <i>Upper: Coated Leather Sole: Synthetic</i></p> <p><b>Colour</b> <i>Black</i></p> <p><b>Features</b> <i>Roman sandal</i>  <b>Heel Type:</b> <i>Flat/ Traditional</i>  <b>Fastening Type:</b> <i>Buckle</i>  <b>Toe Type:</b> <i>Open Toe</i>  <b>Toe Shape:</b> <i>Rounded</i>  <b>Occasion:</b> <i>School</i>  <b>Other Features:</b> <i>Fastening Adjustable</i></p> <ul style="list-style-type: none"> <li>• <i>These are grounded with a flat/traditional heel. A buckle strap gives the shoe a dapper look. Adjustable fastening for convenience.</i></li> </ul>
<p><b><u>Raincoat</u></b></p> 	<p><b>Fabric</b> <i>Coated Nylons</i></p> <p><b>Colour</b> <i>Fluorescent Yellow and Green with Police stripes (Blue and white) as reflectors.</i></p> <p><b>Features</b></p> <ul style="list-style-type: none"> <li>• <i>Water resistant that are below knee length to protect from the rain.</i></li> <li>• <i>Fabric allows some air to pass through, allowing garment to breathe so that sweat vapour can escape.</i></li> <li>• <i>Must be thick on garment on the outside to protect wet passing through the body.</i></li> <li>• <i>Must have Police stripes as reflectors at the front and back</i></li> <li>• <i>Police name at the back in Black – 8' x 4' length, and</i></li> <li>• <i>Samoa Police emblem at the front right chest – 3' x 2' length.</i></li> </ul>
<p><b><u>Vest</u></b></p> 	<p><b>Fabric</b> <i>Mesh</i></p> <p><b>Colour</b> <i>Fluorescent Yellow and Green outlined with white Police stripes.</i></p> <p><b>Composition</b> <i>Polyester-mesh</i></p> <p><b>Features</b></p> <ul style="list-style-type: none"> <li>• <i>2 vertical stripes and one horizontal band of 2" reflective (silver) at the front and back,</i></li> <li>• <i>3" x 8" (text 'POLICE' at the back)</i></li> <li>• <i>3" x 2" (text 'SAMOA POLICE' top left side)</i></li> <li>• <i>Vests buttoned at the front, hip length.</i></li> <li>• <i>2 x side pockets at the front (left &amp; right hand side) in order to hold note book and also torch. 5" x 4.5" wide.</i></li> </ul>

<p><b><u>Large Buttons</u></b></p> 	<p><b><i>Colour</i></b>                      <i>Silver</i></p> <p><b><i>Features</i></b></p> <ul style="list-style-type: none"> <li>• <i>Metal button with hook at the back and ring</i></li> <li>• <i>Samoa Police emblem on it</i></li> </ul>
<p><b><u>Small Buttons</u></b></p> 	<p><b><i>Colour</i></b>                      <i>Silver</i></p> <p><b><i>Features</i></b></p> <ul style="list-style-type: none"> <li>• <i>Metal button with hook at the back and ring</i></li> <li>• <i>Samoa Police emblem on it</i></li> </ul>
<p><b><u>Corporal Epaulettes</u></b></p> 	<p><b><i>Colour</i></b>                      <i>Navy Blue with white for Police name and two (2) stripes.</i></p> <p><b><i>Features</i></b></p> <ul style="list-style-type: none"> <li>• <i>Cotton, 5 'length x 2.2' width</i></li> <li>• <i>Police letters embroidered with white</i></li> <li>• <i>Two (2) stripes, rectangular shape with no sharp end at the top</i></li> <li>• <i>Samoa Police name below stripes.</i></li> </ul>
<p><b><u>Sergeant Epaulettes</u></b></p> 	<p><b><i>Colour</i></b>                      <i>Navy Blue with white for Police name and three (3) stripes.</i></p> <p><b><i>Features</i></b></p> <ul style="list-style-type: none"> <li>• <i>Cotton, 5 'length x 2.2' width</i></li> <li>• <i>Police letters embroidered with white</i></li> <li>• <i>Three (3) stripes, rectangular shape with no sharp end at the top</i></li> <li>• <i>Samoa Police name below stripes.</i></li> </ul>
<p><b><u>Senior Sergeant Epaulettes</u></b></p> 	<p><b><i>Colour</i></b>                      <i>Navy Blue with white for Police name, THREE (3) white stripes and Samoan Police emblem.</i></p> <p><b><i>Features</i></b></p> <ul style="list-style-type: none"> <li>• <i>Cotton, 5' length x 2.2' width,</i></li> <li>• <i>Police letters embroidered with white,</i></li> <li>• <i>Samoan Police emblem, with Samoa Police name below emblem.</i></li> </ul>
<p><b><u>Constable Epaulettes</u></b></p> 	<p><b><i>Colour</i></b>                      <i>Navy Blue rectangular shape plate with Police name in white colour.</i></p>

	<p><b>Features</b></p> <ul style="list-style-type: none"> <li>• Cotton, 5' length x 2.2' width,</li> <li>• Police letters embroidered with white, rectangular shape with no sharp end at the top,</li> <li>• Samoa Police name.</li> </ul>
<p><b><u>Women Leather Belt</u></b></p>  	<p><b>Colour</b> Navy Blue</p> <p><b>Fabric</b> 100% Leather</p> <p><b>Features</b></p> <ul style="list-style-type: none"> <li>• Women's Barbour leather belt comes with silver buckle with Samoa Police emblem end of belt as shown in picture 2</li> <li>• Width – 1.5 inch</li> <li>• Length- 34- 58 inch</li> </ul>
<p><b><u>Men Leather Belt</u></b></p>  	<p><b>Colour</b> Navy Blue</p> <p><b>Fabric</b> 100% Leather</p> <p><b>Features</b></p> <ul style="list-style-type: none"> <li>• Men's heavy duty leather belt comes with metallic or silver buckle with Samoa Police emblem end of belt as shown in picture 2</li> <li>• Width – 1.5 inch</li> <li>• Length – 34—58 inch</li> </ul>
<p><b><u>White Trouser</u></b></p> <p>(refer to photo in next page)</p>	<p><b>Colour</b> White</p> <p><b>Fabric</b> Smoking Twill</p> <p><b>Composition</b> 100% Polyester</p> <p><b>Features</b></p> <ul style="list-style-type: none"> <li>• ankle length, inserted belt loops, 2 pockets (on the left &amp; right side), 2 back pockets, front zipper.</li> </ul>

	
<p><b><u>Baseball Caps</u></b></p> 	<p><b><i>Colour</i></b>                      <i>Blue and Police Stripe</i></p> <p><b><i>Fabric</i></b>                         <i>Wool</i></p> <p><b><i>Features</i></b></p> <ul style="list-style-type: none"> <li>• <i>Extra holes in the liner plus the two mesh panels on the outer mean added ventilation for coolness and comfort.</i></li> <li>• <i>Unique one-handed angled adjuster to quickly fit; giving true one size fits all.</i></li> <li>• <i>It has a terry towelling sweatband for added comfort and all colour-ways have subtle reflective piping for added visibility safety.</i></li> <li>• <i>The Police badge at the front with the Police liner/checkers around the cap and Samoa Police name in white.</i></li> </ul>
<p><b><u>White Elei AND Blue Lavalava/Skirts (for Civilians)</u></b></p> <p><i>(refer to photo in next page)</i></p>	<p><b><u>White Elei</u></b></p> <ul style="list-style-type: none"> <li>• <i>Colour White</i></li> <li>• <i>Fabric Cotton Linean</i></li> <li>• <i>Composition 100% Polyester</i></li> <li>• <i>Features Round Neck (Normal Puletasi / Shirt)</i></li> </ul> <p><b><u>Blue Lavalava/Skirt</u></b></p> <ul style="list-style-type: none"> <li>• <i>Colour Ocean Blue</i></li> <li>• <i>Fabric Palma</i></li> <li>• <i>Features- Ie lavalava/long skirt</i></li> </ul>



